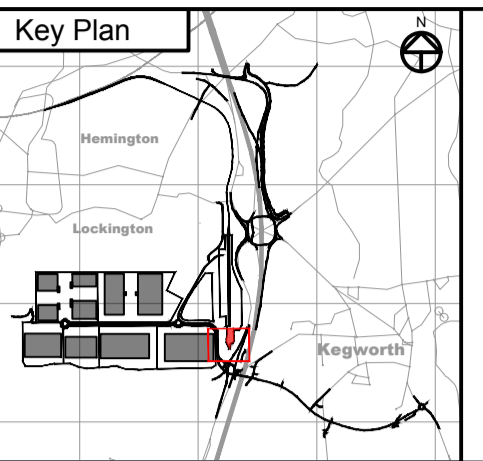


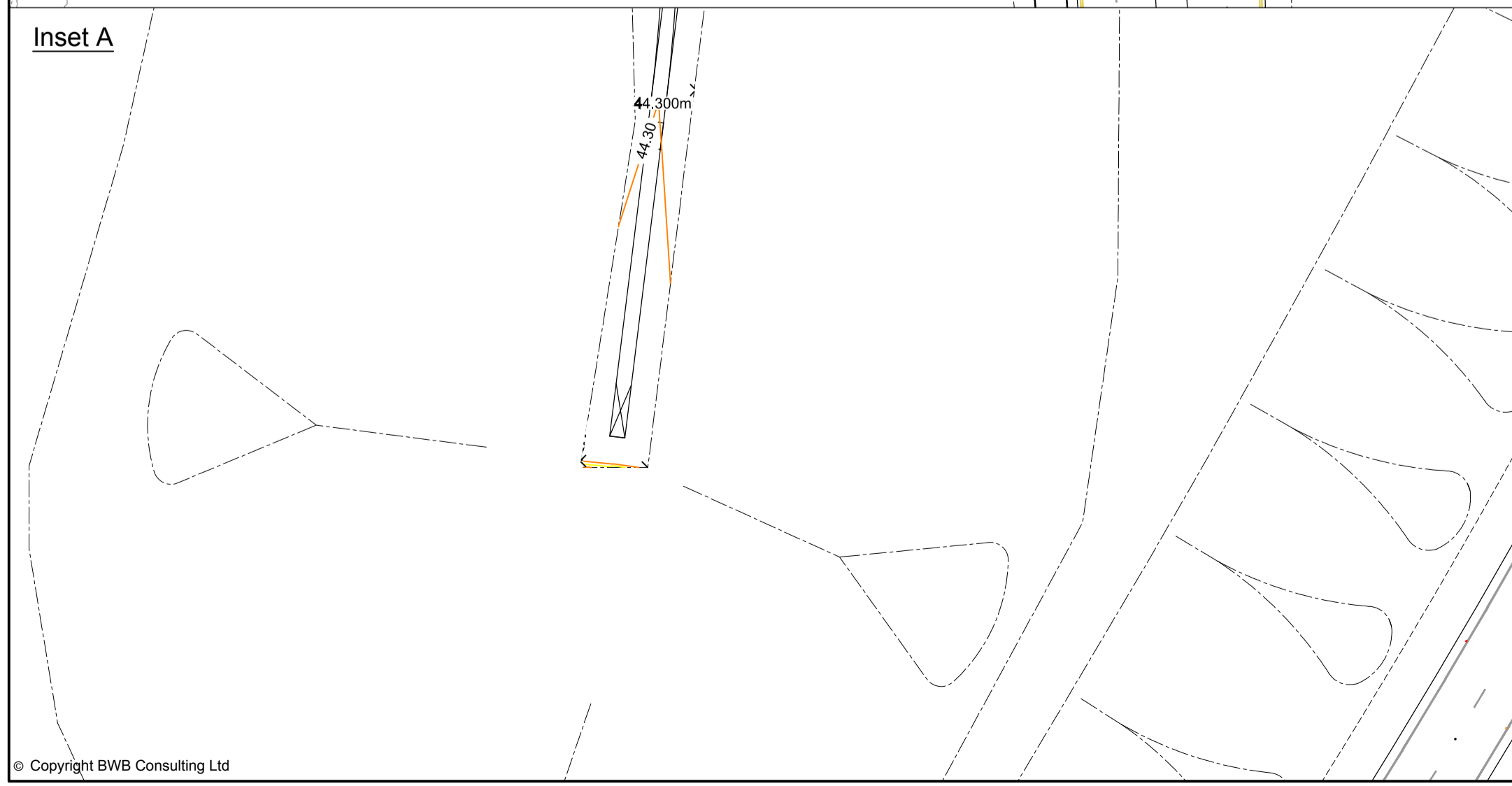
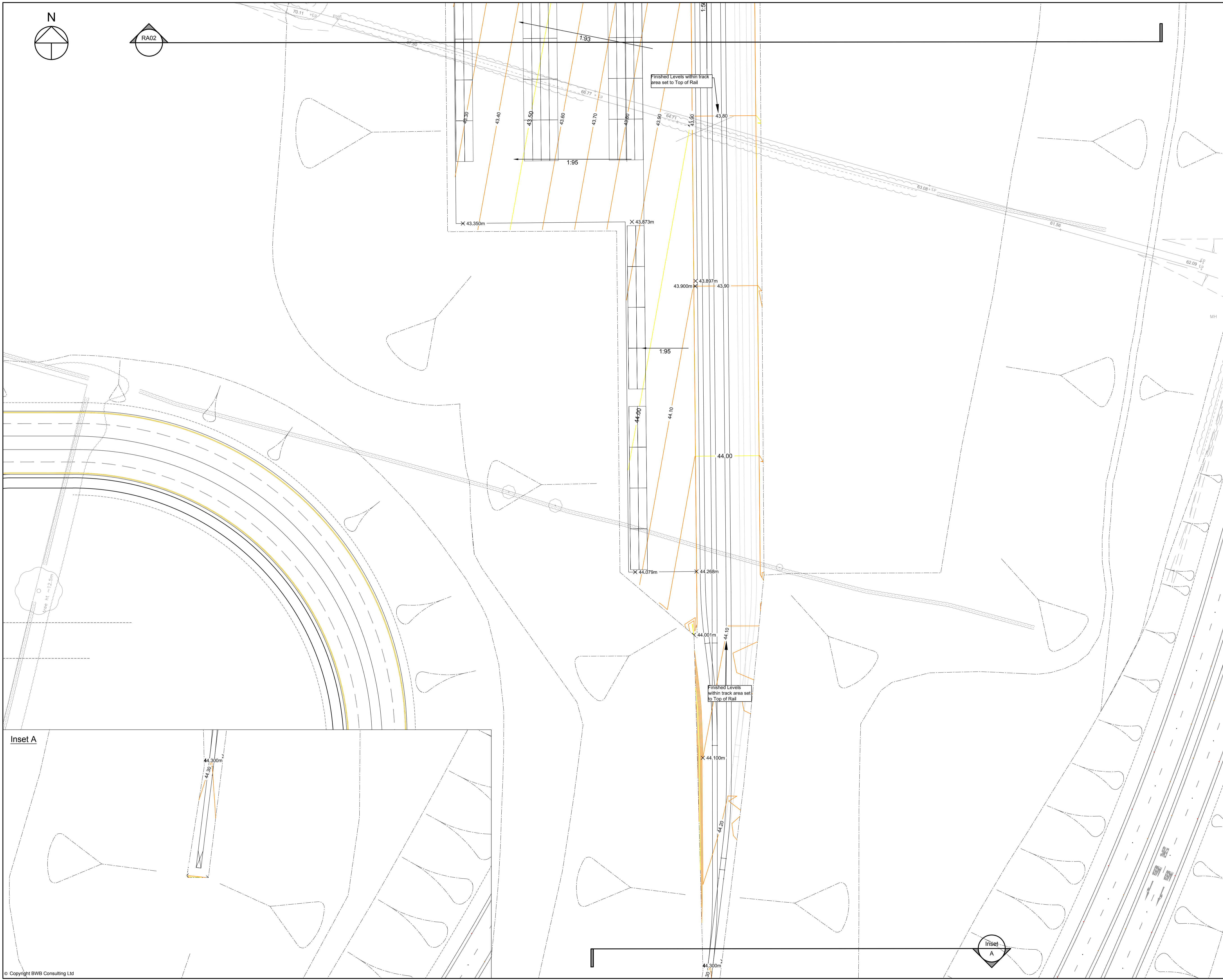
Notes

1. Do not scale this drawing. All dimensions must be checked/ verified on site. If in doubt ask.
2. This drawing is to be read in conjunction with all relevant architects, engineers and specialists drawings and specifications.
3. All dimensions in millimetres unless noted otherwise. All levels in metres unless noted otherwise.
4. Any discrepancies noted on site are to be reported to the engineer immediately.
5. Finished Level within track area set to top of rail.



Legend

- FINISHED LEVEL CONTOURS
- MAJOR CONTOURS @ 0.5m INTERVALS
- MINOR CONTOURS @ 0.1m INTERVALS
- PROPOSED RAILWAY ALIGNMENT & TRACK



P2	07.08.18	Issued For Approval	IJ	SRH
P1	04.06.18	Issued For Comment	IJ	SRH
Rev	Date	Details of issue / revision	Drw	Rev

Issues & Revisions

BWB
CONSULTANCY | ENVIRONMENT
INFRASTRUCTURE | BUILDINGS

- Birmingham | 0121 233 3322
- Leeds | 0113 233 8000
- London | 020 7407 3879
- Manchester | 0161 233 4260
- Nottingham | 0115 924 1100

www.bwbconsulting.com

Client

Project Title
**THE EAST MIDLANDS
GATEWAY RAIL FREIGHT
INTERCHANGE**

Drawing Title
**RAIL TERMINAL
PROPOSED FINISHED
LEVELS**

Drawn:	I. Jacques	Reviewed:	S. Hilditch
BWB Ref:	NTH 209	Date:	04.06.18
Scale@A1:	1:500		

Drawing Status
FOR APPROVAL

Project - Originator - Zone - Level - Type - Role - Number	Status	Rev
EMG-BWB-RDG-RA01-DR-D-600	S4	P2